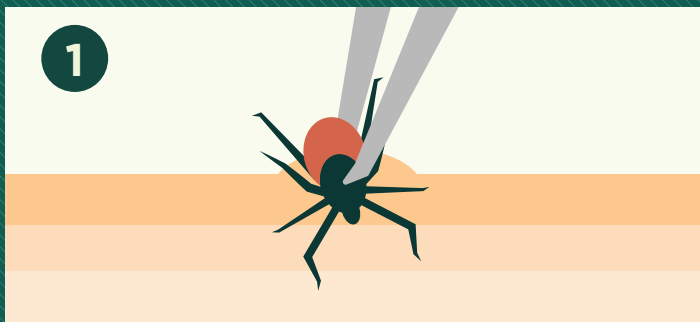






HOW DO YOU SAFELY REMOVE A TICK?



Use fine-tipped tweezers and grasp the tick as close to the skin's surface as possible.¹



Pull upward with a steady and even amount of pressure.¹



After the tick has been removed, thoroughly clean the bite area and your hands using warm soap and water.¹



Dispose of a live tick by submerging it in alcohol, placing it in a sealed bag, or flushing it down the toilet.¹



If you develop a rash or fever within several weeks of removing a tick, see your doctor immediately.

Visit lymediseaseinmaine.com to learn more



Brought to you by owlsheadsolutions.com

1. Centers for Disease Control and Prevention, Centers for Disease Control and Prevention, 1 June 2015, www.cdc.gov/ticks/removing_a_tick.html.